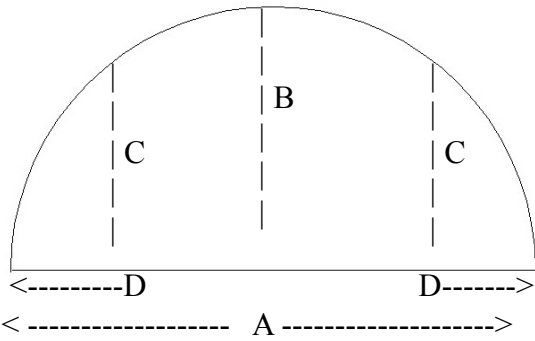
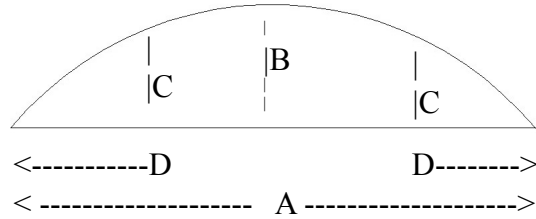


# Profile: Flexible ResinMold™

## 1) ARCH - True 1/2 Circle & Eyebrow Elevation Drawing



## Eyebrow



## Provide Inside Measurements

Horizontal A = \_\_\_\_\_ Center Rise B = \_\_\_\_\_ Mid Rise C = \_\_\_\_\_

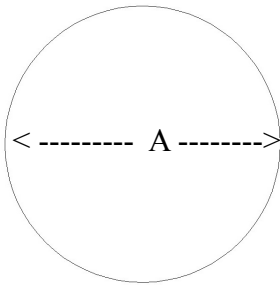
D = Distance to Side from C \_\_\_\_\_ Number of Arches: \_\_\_\_\_

## 2) CIRCLE

Diameter A \_\_\_\_\_

or Circumference \_\_\_\_\_

# of Circles \_\_\_\_\_

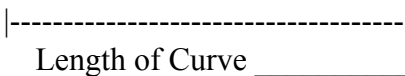


## 3) CURVED WALL Plan View Drawings



Convex Wall

A = Depth = \_\_\_\_\_

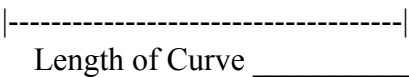


Length of Curve \_\_\_\_\_



Concave Wall

A = Depth = \_\_\_\_\_



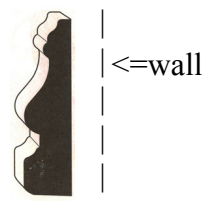
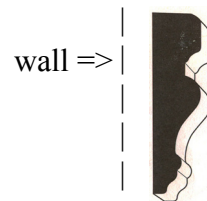
Length of Curve \_\_\_\_\_

## 4) STRAIGHT LENGTHS

Total Feet (Meters)

Required: \_\_\_\_\_

## 5) ORIENTATION circle one



[www.imperialproductions.com](http://www.imperialproductions.com)

Imperial Productions & Distribution Inc. sales@imperialproductions.com  
1-800-399-7585, Fax 888-244-1083

copyright 2011 All Rights Reserved

New York  
Toronto



# Request for Quote

Company Name: \_\_\_\_\_

Contact: \_\_\_\_\_

Phone: \_\_\_\_\_ Fax: \_\_\_\_\_

Billing Address:

\_\_\_\_\_

City: \_\_\_\_\_ State/Prov \_\_\_\_\_

ZIP (postal code) \_\_\_\_\_

Ship to (If Different)

\_\_\_\_\_

City: \_\_\_\_\_ State/Prov \_\_\_\_\_

ZIP (postal code) \_\_\_\_\_

Circle Usage: Interior or Exterior

ResinMold™ for Curves & Arches: Please Fill in Above Form

**PROCEDURE:**

We will produce a written quote for your approval. It will be emailed or faxed to you with terms and conditions & payment form. The quote will itemize time lines and freight to your ship to address above. Local Taxes are charged where applicable, otherwise taxes are your responsibility to remit. As per our privacy policy all information is kept confidential. Not sold, rented or traded.



**www.imperialproductions.com**

Imperial Productions & Distribution Inc. sales@imperialproductions.com  
1-800-399-7585, Fax 888-244-1083 copyright 2011 All Rights Reserved

**New York  
Toronto**